

OEC Protraxx User Guide: Registering for a Course

Who is this guide for? OEC Protraxx Catalog Users (people who already have their OEC Protraxx account and want to log into OEC Catalog).

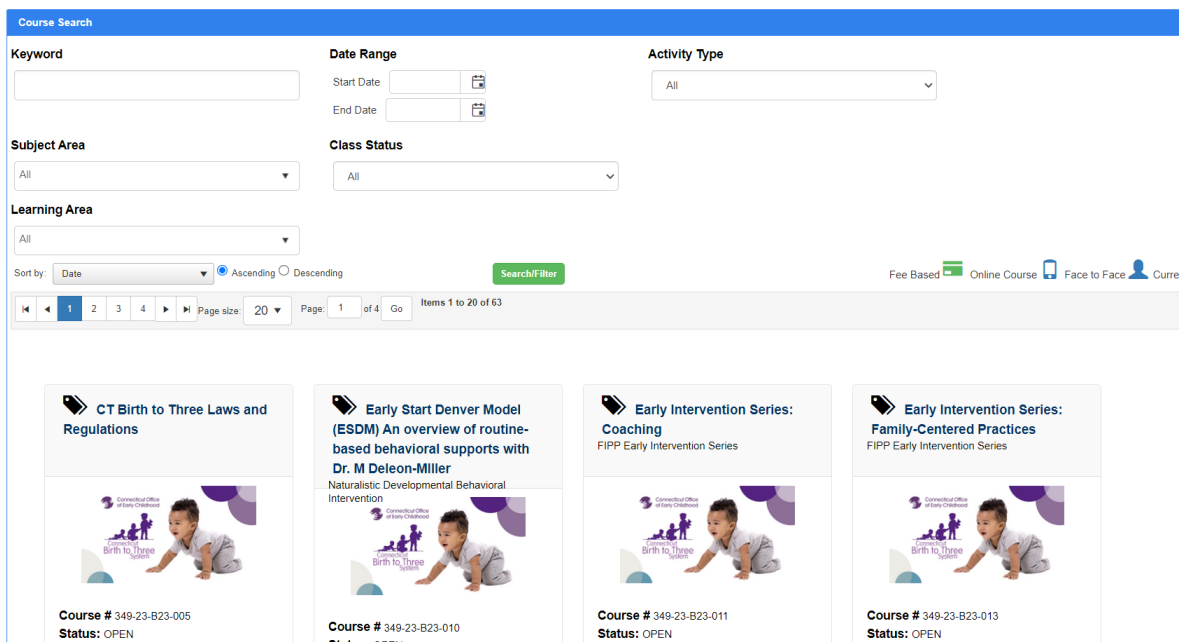
What will I learn? How to log into the OEC Protraxx Catalog and register for a course.

1.

Click on the below URL and log into OEC Protraxx Catalog.

<https://tinyurl.com/OEC-Course-Catalog>

Find the course you are looking for by exploring the course titles or by typing a key word in the key word box as shown on the next page.

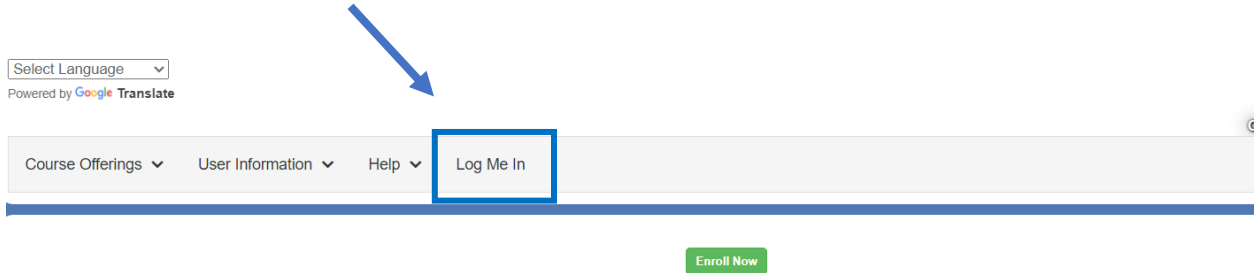



The screenshot displays the 'Course Search' interface. At the top, there is a blue header bar with the text 'Course Search'. Below this, the search criteria are organized into several sections: 'Keyword' with a text input field; 'Date Range' with 'Start Date' and 'End Date' fields and calendar icons; 'Activity Type' with a dropdown menu set to 'All'; 'Subject Area' with a dropdown menu set to 'All'; 'Class Status' with a dropdown menu set to 'All'; and 'Learning Area' with a dropdown menu set to 'All'. Below these fields, there are sorting options: 'Sort by: Date' with a dropdown arrow, and radio buttons for 'Ascending' (selected) and 'Descending'. A green 'Search/Filter' button is located to the right of the sorting options. At the bottom right of the search section, there are icons and labels for 'Fee Based', 'Online Course', 'Face to Face', and 'Curre'. Below the search section, there is a pagination bar showing 'Page: 1 of 4', 'Go', and 'Items 1 to 20 of 63'. The main content area displays four course cards. Each card has a title, a description, a small image of a child, and course details. The first card is 'CT Birth to Three Laws and Regulations' (Course # 349-23-B23-005, Status: OPEN). The second card is 'Early Start Denver Model (ESDM) An overview of routine-based behavioral supports with Dr. M Deleon-Miller' (Course # 349-23-B23-010, Status: OPEN). The third card is 'Early Intervention Series: Coaching' (Course # 349-23-B23-011, Status: OPEN). The fourth card is 'Early Intervention Series: Family-Centered Practices' (Course # 349-23-B23-013, Status: OPEN).

OEC Protraxx User Guide: Registering for a Course

2.

Click **Log Me In** and log in using your Username and Password.

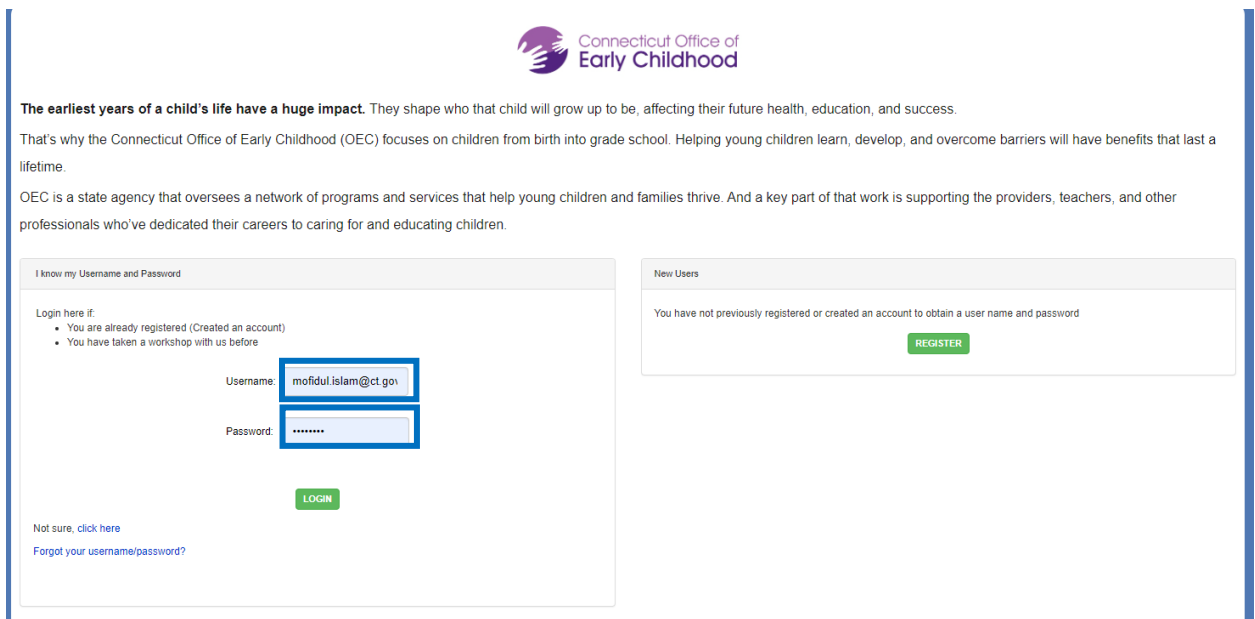



Select Language 
Powered by Google Translate

Course Offerings ▾ User Information ▾ Help ▾ **Log Me In**

Enroll Now

CT Birth to Three Laws and Regulations



 Connecticut Office of
Early Childhood

The earliest years of a child's life have a huge impact. They shape who that child will grow up to be, affecting their future health, education, and success. That's why the Connecticut Office of Early Childhood (OEC) focuses on children from birth into grade school. Helping young children learn, develop, and overcome barriers will have benefits that last a lifetime.

OEC is a state agency that oversees a network of programs and services that help young children and families thrive. And a key part of that work is supporting the providers, teachers, and other professionals who've dedicated their careers to caring for and educating children.

I know my Username and Password

Login here if:

- You are already registered (Created an account)
- You have taken a workshop with us before

Username:

Password:

LOGIN

Not sure, [click here](#)
[Forgot your username/password?](#)

New Users

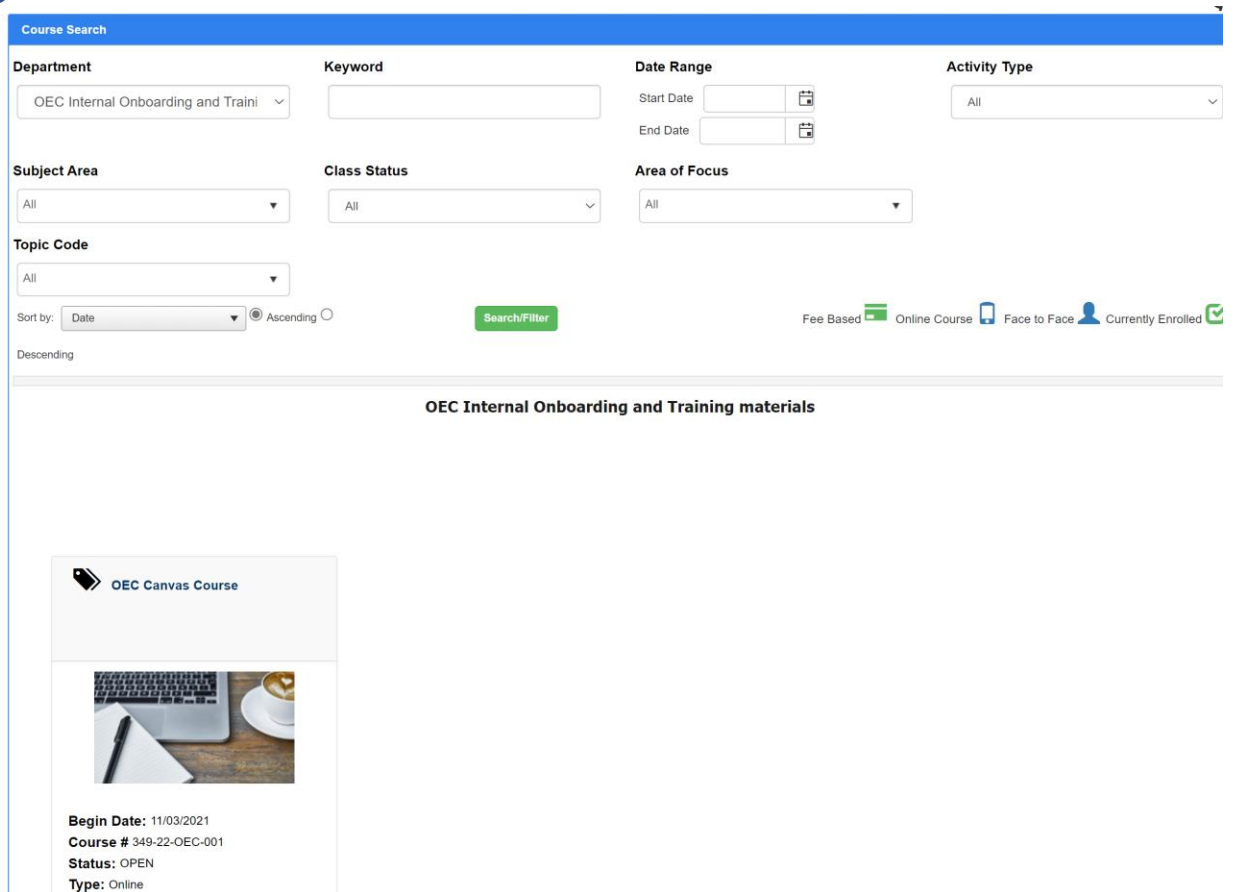
You have not previously registered or created an account to obtain a user name and password

REGISTER

OEC Protraxx User Guide: Registering for a Course

3.

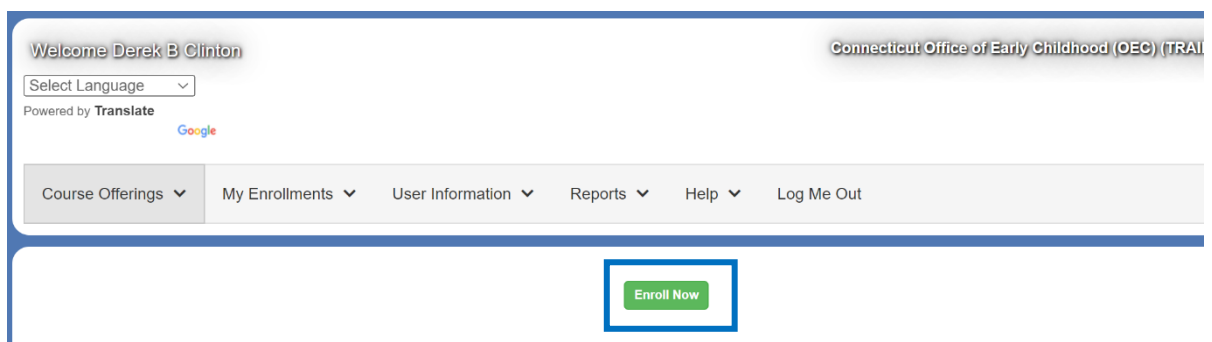
Click on the course.



The screenshot shows the 'Course Search' interface. At the top, there's a blue header with the text 'Course Search'. Below this, there are several search filters: 'Department' (set to 'OEC Internal Onboarding and Traini'), 'Keyword' (empty), 'Date Range' (with 'Start Date' and 'End Date' fields), 'Activity Type' (set to 'All'), 'Subject Area' (set to 'All'), 'Class Status' (set to 'All'), 'Area of Focus' (set to 'All'), and 'Topic Code' (set to 'All'). There are also sorting options: 'Sort by: Date' and 'Ascending' (selected). A green 'Search/Filter' button is present. On the right, there are icons for 'Fee Based', 'Online Course', 'Face to Face', and 'Currently Enrolled'. Below the search filters, the results are displayed under the heading 'OEC Internal Onboarding and Training materials'. A single course is listed: 'OEC Canvas Course'. It includes a thumbnail image of a laptop and a cup of coffee. Below the image, the course details are listed: 'Begin Date: 11/03/2021', 'Course #: 349-22-OEC-001', 'Status: OPEN', and 'Type: Online'.

4.

Click on the green 'Enroll Now' link.



The screenshot shows the user dashboard for 'Derek B Clinton'. At the top, there's a welcome message 'Welcome Derek B Clinton' and a language selection dropdown. Below this, there's a navigation bar with links: 'Course Offerings', 'My Enrollments', 'User Information', 'Reports', 'Help', and 'Log Me Out'. A green 'Enroll Now' button is highlighted with a blue box.

You are now enrolled in your OEC course!