



# *OEC Protraxx User Guide: From Protraxx to Canvas*

**Who is this guide for?** Participants enrolled in an OEC online course that is being hosted through Canvas.

**What will I learn?** How to access my Canvas course through Protraxx.

Now that you have registered for a session that is being hosted through Canvas, you'll need to follow the correct steps to access your Canvas classes.

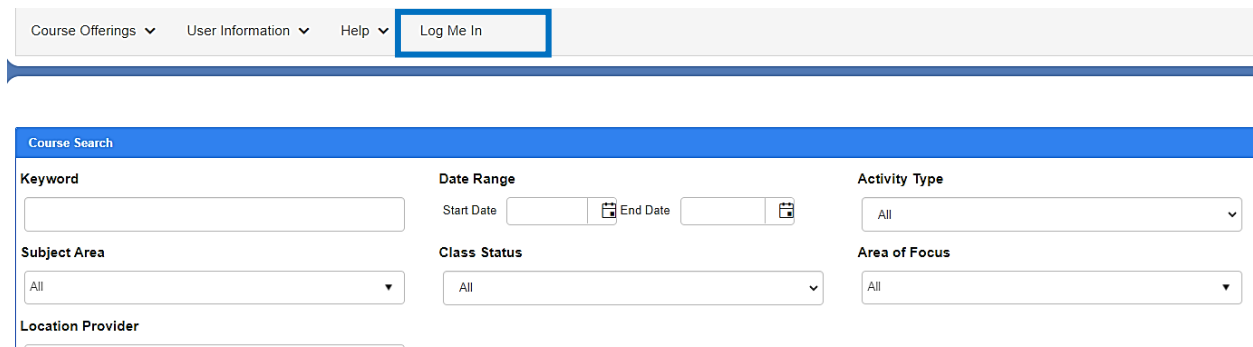
## Steps.

1. Navigate to [OEC Protraxx](https://tinyurl.com/OEC-Course-Catalog) by clicking on the link or by clicking on the below URL

<https://tinyurl.com/OEC-Course-Catalog>

Connecticut Office of Early Childhood (OEC) Course Catalog Page will open.


2. Click **Log Me In** Tab at the top of the screen.

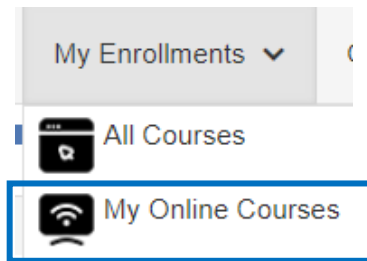
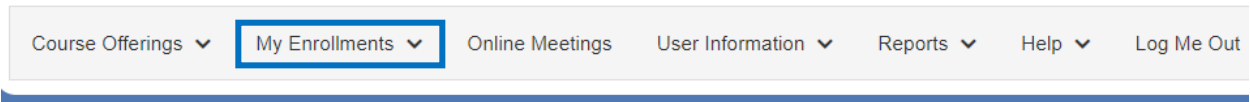


## *OEC Protraxx User Guide: From Protraxx to Canvas*

3.

Click on the drop arrow of the **My Enrollments** Tab at the top of the public catalog.

Select Language   
Powered by  Google Translate





My Enrollments Window Will Open

4.

Click on the title of the course in which you want to enroll.

# OEC Protraxx User Guide: From Protraxx to Canvas


 <b>Birth to Three Mentor Coach Community of Practice</b>	 <b>OEC Technical Assistance Provider Orientation</b>
 <p><b>Course #</b> 349-23-B23-015 <b>Status:</b> OPEN <b>Type:</b> Online <b>Location:</b> Online <b>State:</b> Connecticut</p>	 <p><b>Course #</b> 349-23-ECE-005 <b>Status:</b> OPEN <b>Type:</b> Online <b>Location:</b> Online <b>State:</b> Connecticut</p>

5.

Click on the LAUNCH COURSE Link

---

---

  
[LAUNCH COURSE](#)  
Progress  
**Completed: 0/100.0**

---



# *OEC Protraxx User Guide: From Protraxx to Canvas*

You will automatically be logged into your Canvas course. See example below.

